

SUSHI MAKER

Commercial Sushi Rice Ball Forming Machine
ASM450/ASM450CE



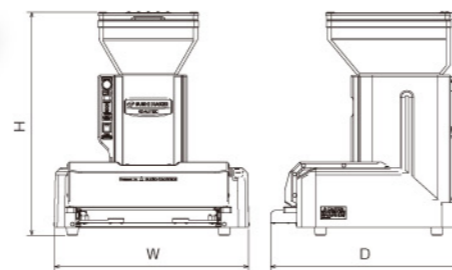
SUSHI MAKER



Control Panel



Automated alignment with one button



ASM450	
Power Supply	AC100V 50Hz / 60Hz
Power Consumption	115W
Production Capacity	Up to 2,200 pieces per hour (50Hz) Up to 2,400 pieces per hour (60Hz) ※The production capacity varies depending on the setting and the conditions
Volume Adjustment	17 - 25 g / ball (SS, S, M, L)
Hopper Capacity	Approx. 7.5 kg
Dimensions	W 600 x D 588 x H 690 mm ※Excluding the power cord and screw's salient parts
Weight	Approx. 43 kg
ASM450CE	
Power Supply	AC230V 50Hz
Power Consumption	130W
Production Capacity	Up to 2,200 pieces per hour ※The production capacity varies depending on the setting and the conditions
Volume Adjustment	17 - 25 g / ball (SS, S, M, L)
Hopper Capacity	Approx. 7.5 kg
Dimensions	W 600 x D 588 x H 690 mm ※Excluding the power cord and screw's salient parts
Weight	Approx. 43 kg

Automated alignment and automated forming can be done with 1 machine! Great dedication to your labor efficiency

- As it can be used in various locations, can expand your operation and improve the efficiency of your work.
- Auto start: Machine starts forming rice balls automatically when a tray is set.
- Easy to remove rice balls in the dedicated tray and easy to replace the tray with one hand.
- Catch arm is installed: No need to touch rice balls during operation.
- 50 rice balls are aligned in the tray automatically in 90 seconds.
- Compact design that can fit on a working bench of D450 x W600 mm.
- 20% fewer parts compared to the former model.
- Exclusive rice tray (ASA159) is necessary for this machine. (Sold separately)

※The picture and dimensional outline drawing are shown in the CE-type.

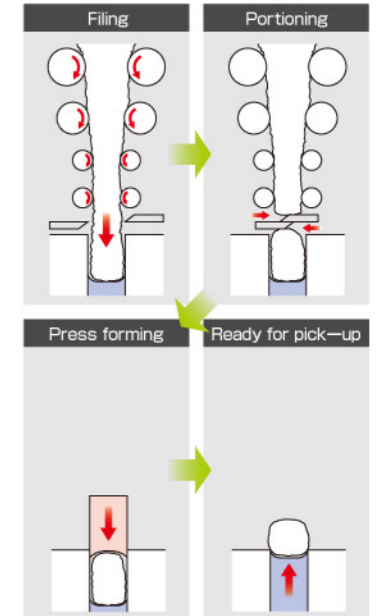
Commercial Sushi Rice Ball Forming Machine
ASM600/ASM600CE



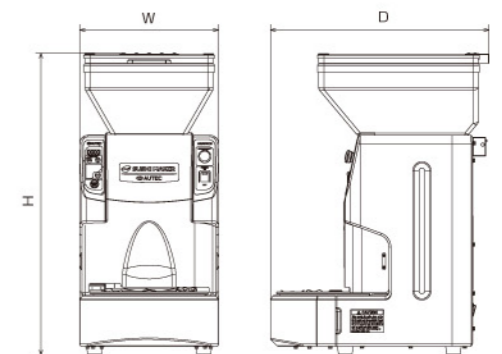
SUSHI MAKER



Control Panel



Sutter function and Turntable press



ASM600	
Power Supply	AC100V 50Hz / 60Hz
Power Consumption	90W
Production Capacity	Up to 3,300 pieces per hour ※The production capacity varies depending on the setting and the conditions
Volume Adjustment	18 - 25 g
Hopper Capacity	Approx. 7.5 kg
Dimensions	W 330 x D 497 x H 717 mm
Weight	Approx. 37 kg
ASM600CE	
Power Supply	AC230V 50Hz
Power Consumption	115W
Production Capacity	Up to 3,300 pieces per hour ※The production capacity varies depending on the setting and the conditions
Volume Adjustment	18 - 25 g
Hopper Capacity	Approx. 7.5 kg
Dimensions	W 330 x D 520 x H 718 mm
Weight	Approx. 37 kg

Stable and consistent quality of rice balls with simple operation

- Capable of producing up to 3,300 pieces per hour.
- Efficient operation and newly developed design ensuring less time for assembly / disassembly and lower running cost.
- Consistent and stable production of rice balls of uniform weight and softness.
- Incorporates an electric rice warmer and a special resin rice hopper to keep sushi rice at a suitable temperature for a long time.
- Easy settings by simple displays on the control panel.
- Safety conscious design with safety cover, safety sensor, and emergency stop switch.
- Easy assembly and disassembly.

※The picture and dimensional outline drawing are shown in the CE-type.